

# VIA

A FAMILY AFFAIR...

**High-performance  
lighting bollards  
and light stacks  
to suit an array  
of applications**



Certified by DarkSky.org

**TRT is committed to reducing obtrusive light and light trespass in order to protect the night sky from light pollution.**

The preservation of the dark sky is critical not only for the well-being of people and wildlife, but also for scientific and astronomical purposes.

The **Via Dark-Sky** bollard has achieved International Dark-Sky Association approval. Compliant when using a colour temperature of 3000K or below.



## PowerSet

In-built PowerSet module allowing on-site power adjustment. Providing maximum flexibility and minimising stock holding.

## VIA FAMILY

The Via family comprises of contemporary LED bollards and light stacks with a choice of distributions and colour temperatures, ranging from 1750K (PC-Amber) to 4000K. With three mounting options it makes the Via family a flexible selection of bollards.



## ROBUST

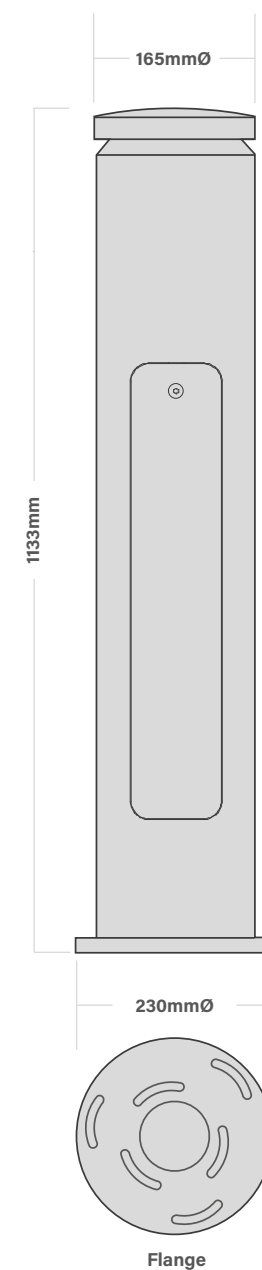
Each bollard is extremely robust with ratings up to IP66 and IK10. Furthermore, the vandal resistant door has anti-tamper fixings as standard.





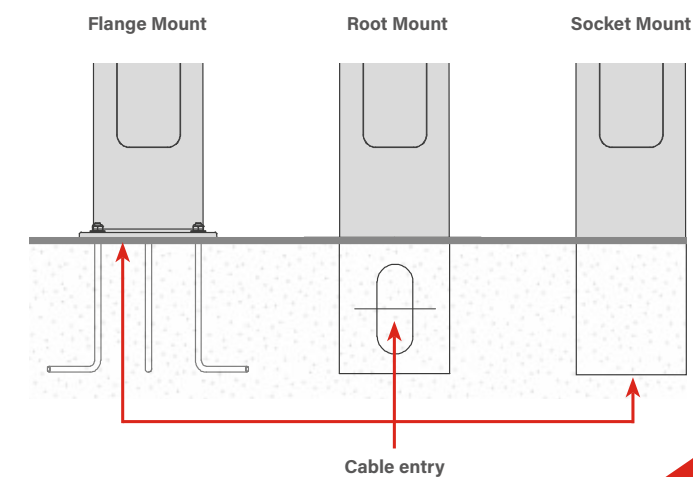
# VIA Bollard LED

4-19  
Watt



## VIA Bollard LED FEATURES

- ✓ Highly robust, extruded 6063T6 aluminium body
- ✓ In-built OptiSet switch for area and footpath distributions
- ✓ Excellent photometric performance for wide spacings and uniformity
- ✓ Integrated PowerSet feature allowing on-site lumen output adjustment
- ✓ Large vandal-resistant access door with anti-tamper fixings
- ✓ Root, socket and flange mounting options



## PowerSet

In-built PowerSet module allowing on-site power adjustment. Providing maximum flexibility and minimising stock holding.



# VIA Bollard LED


## SPECIFICATIONS

RANGE OVERVIEW				
Type	System Power	CCT	Lumen Output	CRI
Via Asymmetric	4-19W	PC-Amber*, 2700K, 3000K or 4000K	Up to 950lm	>70 (*>55)
Via Symmetric	4-19W	PC-Amber*, 2700K, 3000K or 4000K	Up to 1,100lm	>70 (*>55)
Via PowerSet & OptiSet Asymmetric	5-14W	PC-Amber*, 2700K, 3000K or 4000K	Up to 750lm	>70 (*>55)
Via PowerSet & OptiSet Symmetric	5-14W	PC-Amber*, 2700K, 3000K or 4000K	Up to 868lm	>70 (*>55)

ELECTRICAL CHARACTERISTICS	Via Asymmetric	Via Symmetric
System Power	4-19W	
LED CCT	PC-Amber*, 2700K, 3000K or 4000K	
LED CRI	>70 (*>55)	
Lumen Output	Up to 950lm	Up to 1,100lm
Lumen Maintenance	Projected L85 after 100,000 hours	
Drive Current	160-695mA	220-700mA
Driver Output	Constant current output with AM dimming	
Power Factor (Full Load/Half Load)	0.95/0.90	
Operational Voltage	220-240VAC rms	
Operating Frequency	50/60Hz	
Inrush Current (Apk/50%-µS)	25A/150µS	
Running Current (max)	60mA	
Surge Protection (COM/DIF)	10kV/6kV	
Additional Surge Protection (on request)	10kV/10kA	
Lighting Controls Options	Miniature Photocell, PND and CMS compatible	
Dimming Protocols	DALI	

MECHANICAL CHARACTERISTICS	
Housing Material	High pressure die cast LM6 aluminium and high quality extruded 6063T6 aluminium
Housing Finish	Chromate free pre-treatment, polyester powder coat, light grey (RAL9006), dark grey (RAL7022), black (RAL9005) or bespoke colours on request
Lens Material	UV stabilised polycarbonate
Ingress Protection Rating	IP66
Weight	10.5kg
Impact Resistance Rating	IK10
Mounting Methods	Root, socket or flange

SHIELD OPTIONS	
240° Shield	04GSK71899
180° Shield	04GSK71725



## VIA Bollard LED

### SPACING







FOOTPATHS



CYCLEWAYS



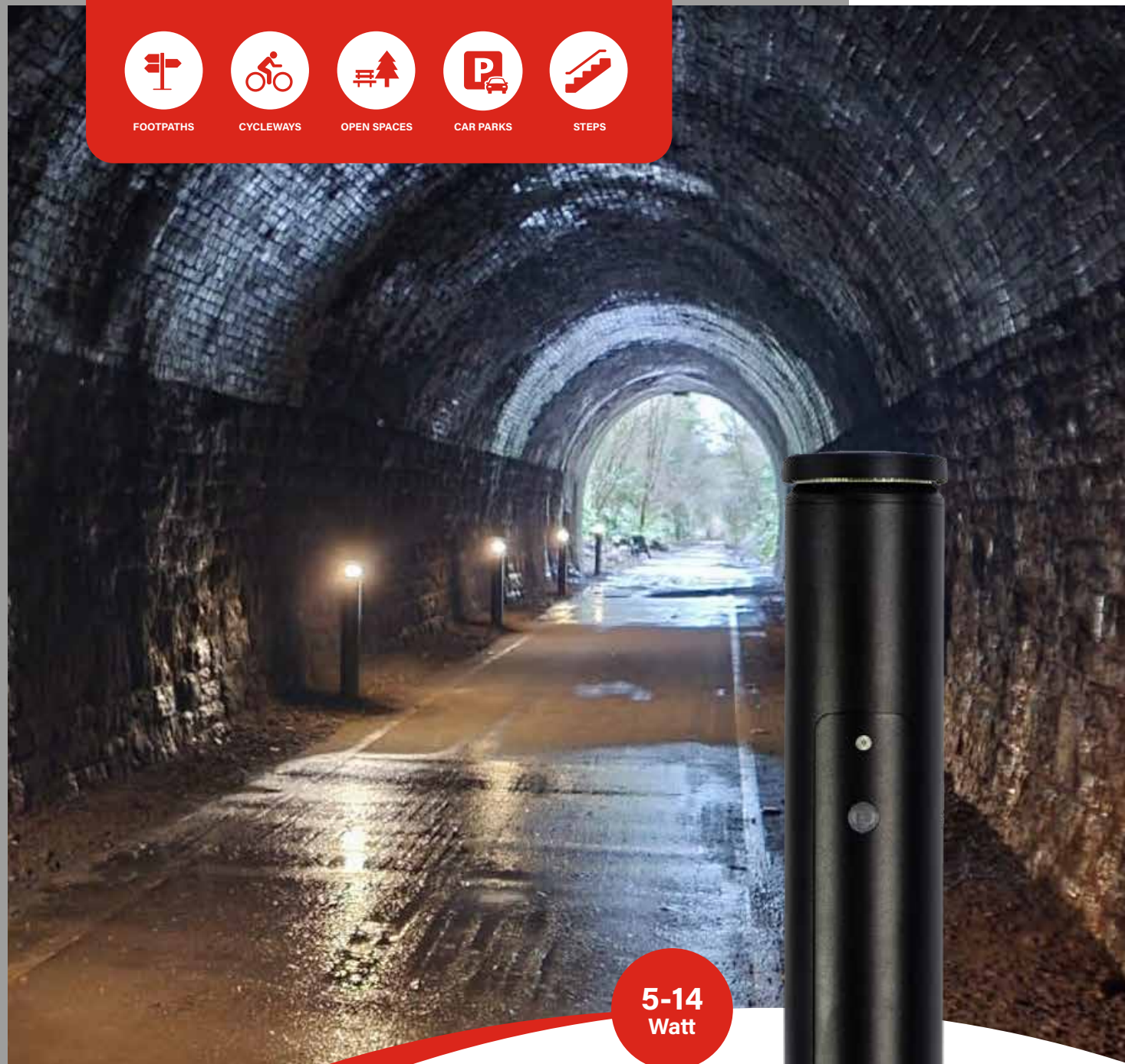
OPEN SPACES



CAR PARKS



STEPS

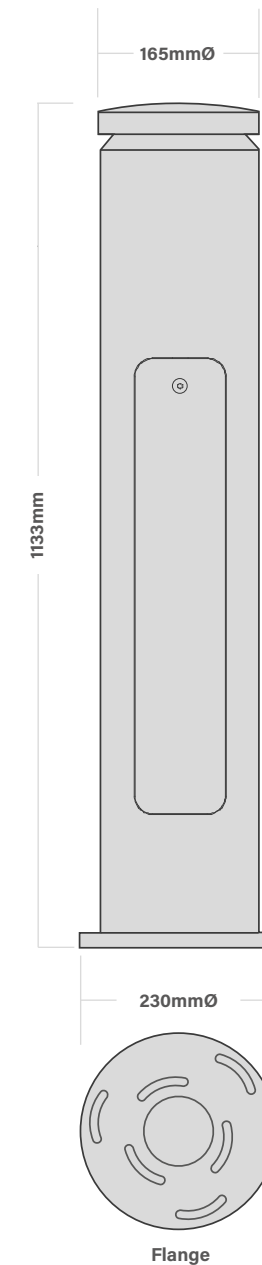


5-14  
Watt

# VIA DARK-SKY Bollard LED

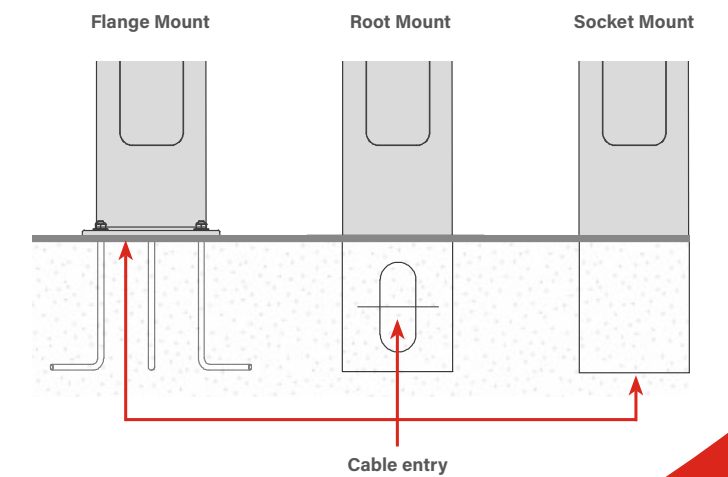


International Dark-Sky Association approved Via Dark-Sky bollard.  
Compliant when using a colour temperature of 3000K or below.



## VIA DARK-SKY Bollard LED FEATURES

- ✓ Corrosion resistant, durable, 6063T6 aluminium body with polyester powder coat finish
- ✓ UV stabilised polycarbonate lens
- ✓ Colour temperatures of PC-Amber, 2700K or 3000K available
- ✓ Low glare and <2% upward light
- ✓ EN40 compliant door location, size and cable entry slots
- ✓ 240° degree and 180° shields available







International Dark-Sky Association approved Via Dark-Sky bollard.  
Compliant when using a colour temperature of 3000K or below.

# VIA DARK-SKY Bollard LED


## SPECIFICATIONS

RANGE OVERVIEW				
Type	System Power	CCT	Lumen Output	CRI
Via Asymmetric	5-14W	PC-Amber*, 2700K or 3000K	Up to 700lm	>70 (*>55)

ELECTRICAL CHARACTERISTICS	Via Asymmetric
System Power	5-14W
LED CCT	PC-Amber*, 2700K or 3000K
LED CRI	>70 (*>55)
Lumen Output	Up to 700lm
Lumen Maintenance	Projected L85 after 100,000 hours
Drive Current	160-510mA
Driver Output	Constant current output with AM dimming
Power Factor (Full Load/Half Load)	0.95/0.90
Operational Voltage	220-240VAC rms
Operating Frequency	50/60Hz
Inrush Current (Apk/50%-µS)	25A/150µS
Running Current (max)	60mA
Surge Protection (COM/DIF)	10kV/6kV
Additional Surge Protection (on request)	10kV/10kA
Lighting Controls Options	Miniature Photocell, PND and CMS compatible
Dimming Protocols	DALI

MECHANICAL CHARACTERISTICS	
Housing Material	High pressure die cast LM6 aluminium and high quality extruded 6063T6 aluminium
Housing Finish	Chromate free pre-treatment, polyester powder coat, light grey (RAL9006), dark grey (RAL7022), black (RAL9005) or bespoke colours on request
Lens Material	UV stabilised polycarbonate
Ingress Protection Rating	IP66
Weight	10.5kg
Impact Resistance Rating	IK10
Mounting Methods	Root, socket or flange

SHIELD OPTIONS	
240° Shield	04GSK71899
180° Shield	04GSK71725



## VIA DARK-SKY Bollard LED

### SPACING

**Pedestrian / Cycle Routes**

Class	P5
Mounting Height	1m
Colour Temp.	2700K
Wattage	5W
Spacing	7.5m
Eav	3 Lux
Uniformity	0.25% Uo

**Footpath**

Class	P6
Mounting Height	1m
Colour Temp.	1750K
Wattage	4W
Spacing	10m
Eav	2 Lux
Uniformity	0.25% Uo





## PowerSet

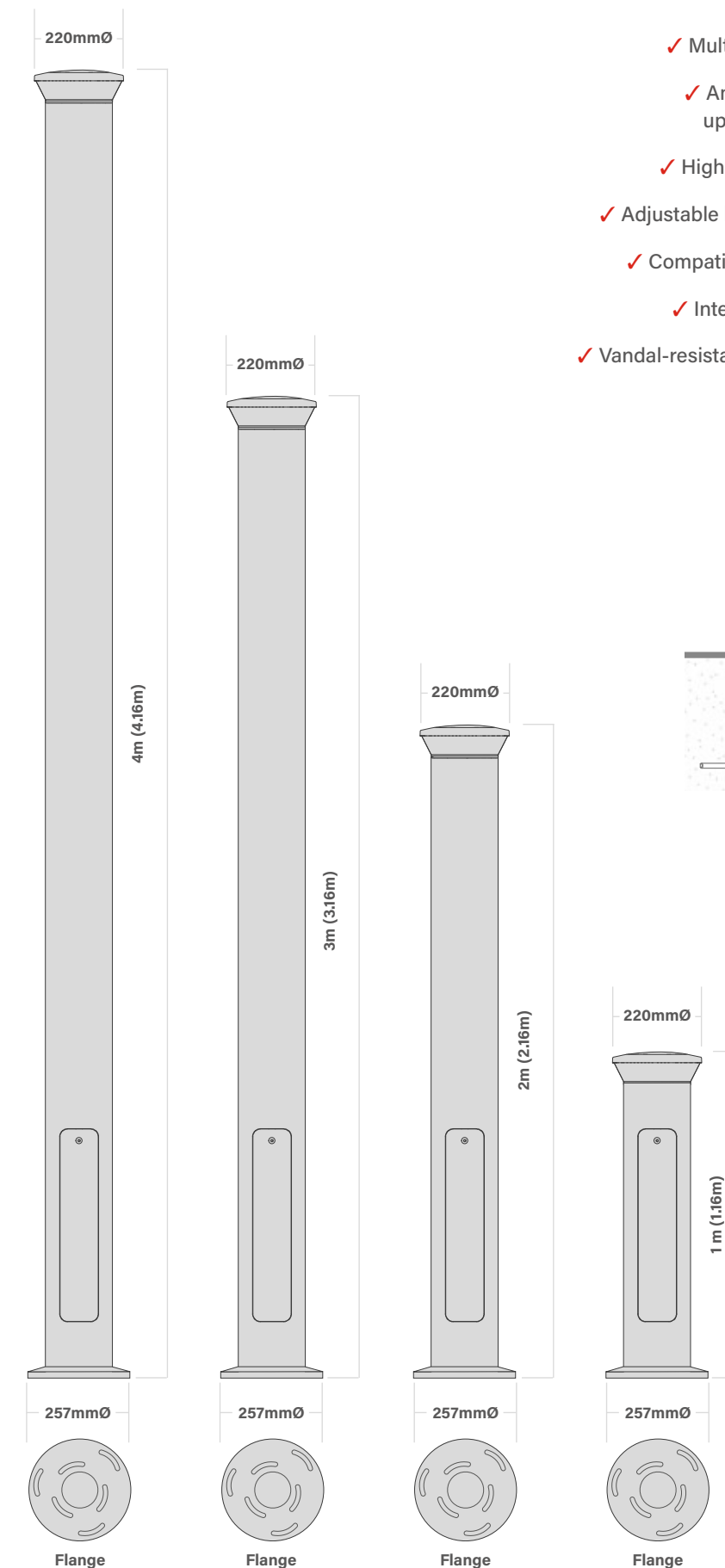
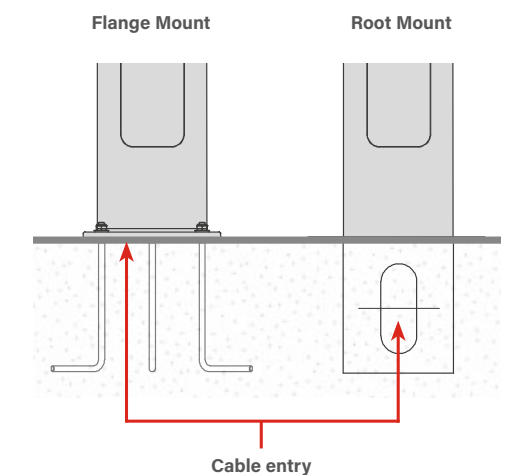
In-built PowerSet module allowing on-site power adjustment. Providing maximum flexibility and minimising stock holding.

7-20 Watt

# VIA CITY Bollard & Light Stack LED

## VIA CITY Bollard & Light Stack LED FEATURES

- ✓ Multiple height options of 1m, 2m, 3m or 4m
- ✓ Amenity head with easily replaceable and upgradeable light engine and control gear
- ✓ Highly efficient light engine with >127.5lm/W
- ✓ Adjustable lumen output utilising PowerSet feature
- ✓ Compatible with Lumi-LinQ Radar (see page 20)
- ✓ Integral 3-hour emergency option available
- ✓ Vandal-resistant access door with anti-tamper fixings





# VIA CITY Bollard & Light Stack LED


## SPECIFICATIONS

RANGE OVERVIEW				
Type	System Power	Lumen Output	CCT	CRI
Via City 1, 2, 3 or 4	7-20W	2700K, 3000K or 4000K	Up to 2,550lm	>70

ELECTRICAL CHARACTERISTICS	Via City 1	Via City 2	Via City 3	Via City 4
System Power	7-20W			
LED CCT	2700K, 3000K or 4000K			
LED CRI	>70			
Lumen Output	Up to 2,550lm			
Lumen Maintenance	Projected L85 after 100,000 hours			
Drive Current	99-414mA			
Driver Output	Constant current output with AM dimming			
Power Factor (Full Load/Half Load)	0.95/0.90			
Operational Voltage	220-240VAC rms			
Operating Frequency	50/60Hz			
Inrush Current (Apk/50%-µS)	26A/180µS			
Running Current (max)	84mA			
Surge Protection (COM/DIF)	10kV/6kV			
Additional Surge Protection (on request)	10kV/10kA			
Lighting Controls Options	Miniature Photocell, Lumi-LinQ Radar and PND			
Battery Technology	Lithium Iron Phosphate Cells (LiFePO <sub>4</sub> )			
Emergency Lumen Output	222lm	341lm	519lm	519lm
Dimming Protocols	DALI			

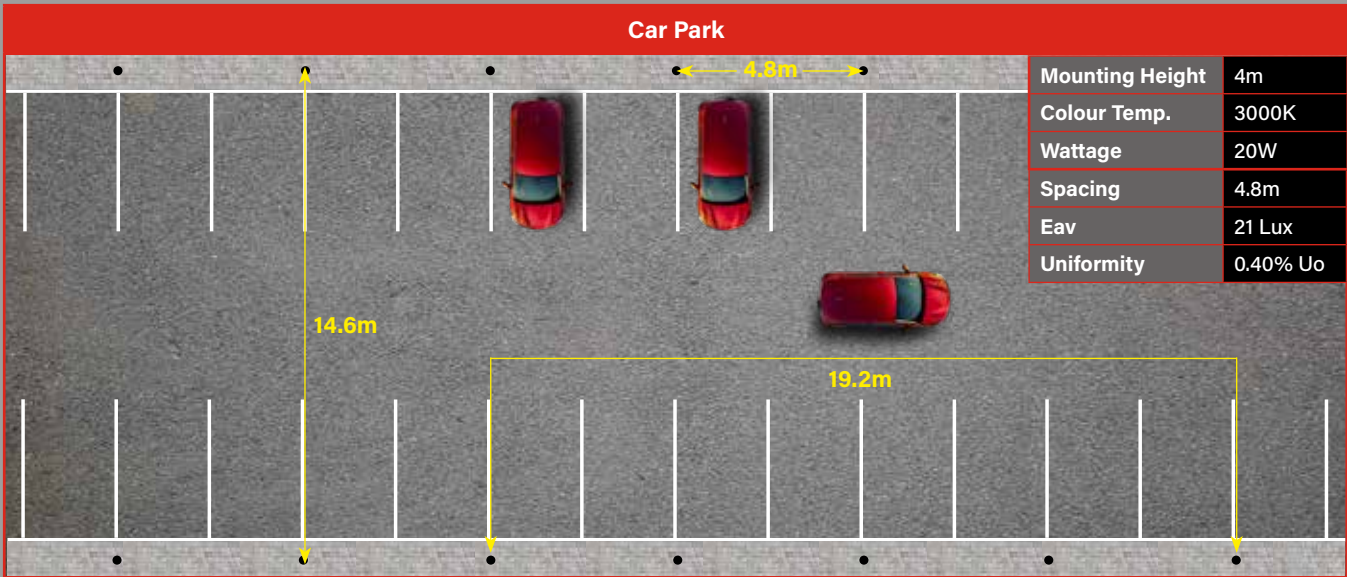
MECHANICAL CHARACTERISTICS				
Housing Material	High pressure die cast LM6 aluminium and high quality extruded 6063T6 aluminium			
Housing Finish	Chromate free pre-treatment, polyester powder coat, light grey (RAL9006), dark grey (RAL7022), black (RAL9005) or bespoke colours on request			
Lens Material	UV stabilised polycarbonate			
Ingress Protection Rating	IP66			
	Via City 1	Via City 2	Via City 3	Via City 4
Weight	12.0kg / 14.7kg	16.3kg / 19.0kg	22.0kg / 23.9kg	27.4kg / 28.9kg
Impact Resistance Rating	IK10			
Mounting Methods	Root or flange			

ACCESSORIES	
J-Bolt Flange Kit	83KIT73376



## VIA CITY Bollard & Light Stack LED

### SPACING







WORKPLACE



APARTMENTS



HOTELS



CAR PARKS

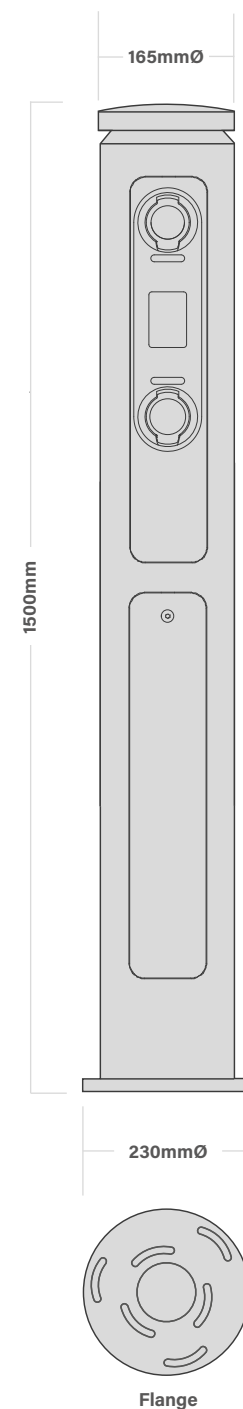


RETAIL



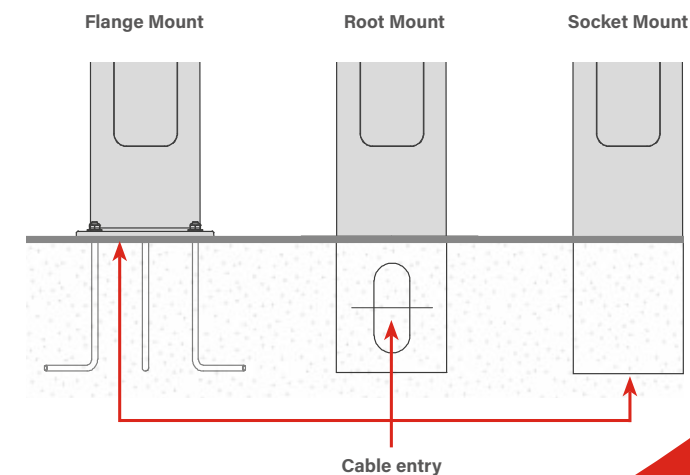
5-19  
Watt

## E-VIA EV Charging Bollard



## E-VIA Bollard LED FEATURES

- ✓ Durable extruded aluminium body with IP66 sealed lighting head
- ✓ Designed for easy installation and maintenance
- ✓ Maximised power capacity - intelligent software ensures the optimum amount of charge to each vehicle
- ✓ Flexible payment/usage methods
- ✓ OCPP 1.6 compliant enables connection to any 3rd party back office system
- ✓ OZEV (Office for Zero Emission Vehicles) grant approved
- ✓ Over-the-air software updates
- ✓ Accessibility approved PAS 1899 compliant
- ✓ BSi Kitemark accredited



## PowerSet

In-built PowerSet module allowing on-site power adjustment. Providing maximum flexibility and minimising stock holding.





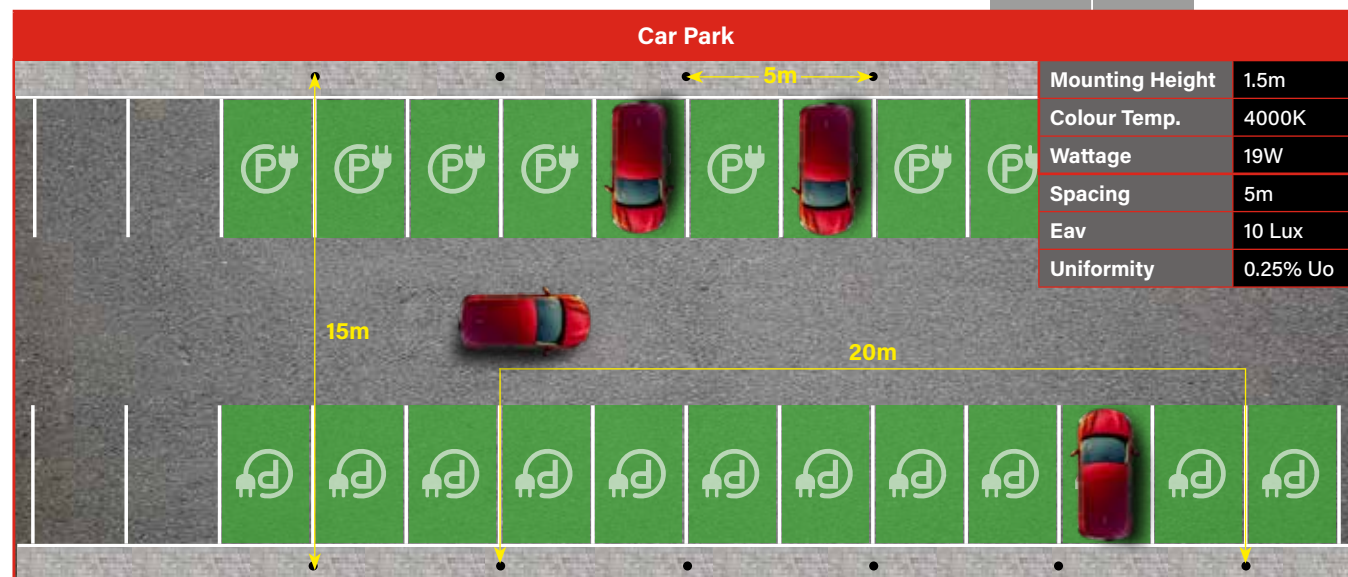

## E-VIA Bollard LED SPECIFICATIONS



### DIMENSIONS & SPECIFICATIONS

Charging System	IEC 61851 Mode 3
Supply Voltage	Single phase / three phase, 230 / 400V, 16A / 32A
Charging Power	7.4kW & 22kW
Protections	AC 30mA, DC 6mA
Housing	Polyester powder coated aluminium
Dimensions	Dia. 165mm x 1500mm
Weight	17Kg
Enclosure Rating	IP54 (lighting head IP66)
Operating Temperature	-25c to +40c
Marking	UKCA, BSI Kitemark
O-PEN	PME fault detection on single and three phase versions
Metering	CT clamp or MID meter versions
Standards	BS EN IEC 61851-1:2019 / BS EN IEC 61851-21:2021 / BS EN IEC 61000-6-1:2019 / BS EN IEC 61000-6-3:2021 / BS 7671:2018+A2:2022
EV Connections	OCPP1.6J
Internet Connections	Internet, Ethernet, Wi-Fi and 4G

## E-VIA Bollard LED SPACING

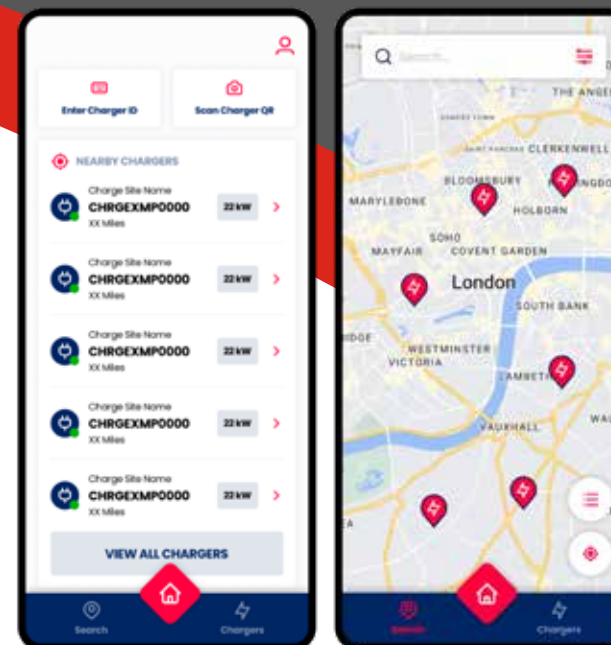


## E-VIA Bollard LED FOR BUSINESS



### FOR BUSINESS

Management software provides the complete EV charging solution, ensuring data and payments can be easily customised and managed via a single software platform.



### TAKE CHARGE WITH ACCESS CONTROLS

- ✓ Restrict access – allow charging to only the drivers you want
- ✓ Set opening times – set different availability times to different user groups

### MAXIMISE REVENUE POTENTIAL

- ✓ Allow public charging – set opening hours and manage multi-tariffs\*
- ✓ Charger visibility – attract drivers to your location via Zap-Map\*, Google Maps and Apple Maps

### REMOTE MAINTENANCE

- ✓ Click to fix – perform soft and hard resets, and unlock connectors remotely with a click of a button

### FULL VISIBILITY

- ✓ Generate reports on a wide range of activities

### LOAD MANAGEMENT

- ✓ The E-Via is available with both static and dynamic load management systems. Load management of EV charging equipment is designed to maximise charging speeds whilst protecting the electrical installation and building infrastructure.



### PAYMENT MADE SIMPLE

- ✓ Full tariff control – set up different tariffs to different users with the ability to make use of flexi-tariffs
- ✓ Payment options – Google Pay, Apple Pay, credit and debit card
- ✓ QR stickers – allow users to connect for payment via QR code



# OPTIONAL CONTROL SYSTEM



WIRELESS EXTERIOR LIGHTING CONTROL SYSTEM

## LIGHTING CONTROL WITHOUT COMPROMISE

Lumi-LinQ Radar offers energy saving through presence detection and daylight control, user control via Lumi-LinQ scene setting or timed override from the Lumi-LinQ website.

Using the latest high frequency sensor technology a Lumi-LinQ Radar module is mounted directly underneath the LED light engine which is integral to the luminaire therefore protecting these sensitive components. This is ideal for applications where the luminaire aesthetics and impact rating are important factors.

### BENEFITS:

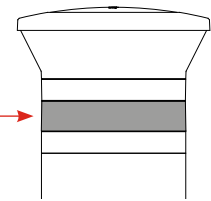
- ✓ Lumi-LinQ Radar presence detectors are integral to the luminaire, providing improved impact-resistance and aesthetics.
- ✓ Unique 24GHz sensor with increased sensitivity to small movements whilst being less prone to false detection than traditional 'microwave' technology.
- ✓ Fully programmable light levels, detection range (sensitivity), time delays and security levels via the Lumi-LinQ programmer.
- ✓ New advanced Lumi-LinQ technology allows photocell control with the LED on or off.
- ✓ Full status monitoring via the Lumi-LinQ website.
- ✓ Automatic testing and record keeping of emergency luminaires via the Lumi-LinQ website.

Find out more at [www.trtlighting.co.uk/product/lumi-linq](http://www.trtlighting.co.uk/product/lumi-linq)




## ADDITIONAL FEATURES

Lumi-LinQ Radar module



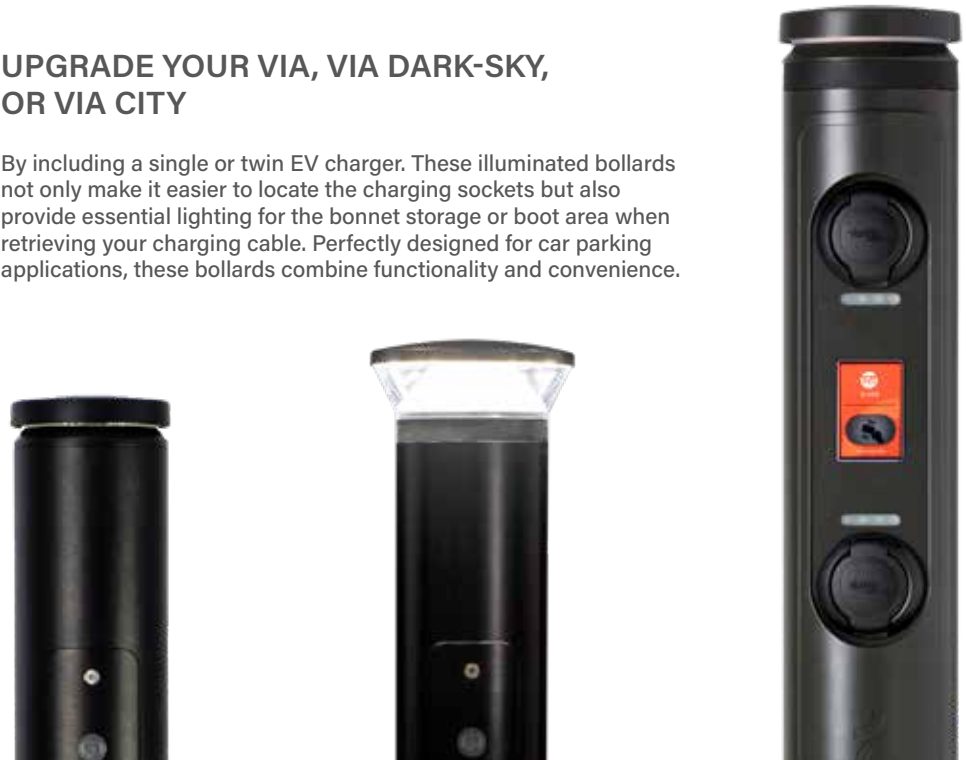
### ENHANCE YOUR LIGHTING EXPERIENCE WITH LUMI-LINQ RADAR

Available as an additional feature for the **Via**, **Via Dark-Sky**, **E-Via**, and **Via City**. A Lumi-LinQ Radar module is installed to provide a wireless exterior lighting control system which monitors performance, records energy and carbon savings as well as providing complete operational status information.



### UPGRADE YOUR VIA, VIA DARK-SKY, OR VIA CITY

By including a single or twin EV charger. These illuminated bollards not only make it easier to locate the charging sockets but also provide essential lighting for the bonnet storage or boot area when retrieving your charging cable. Perfectly designed for car parking applications, these bollards combine functionality and convenience.







## MADE IN BRITAIN

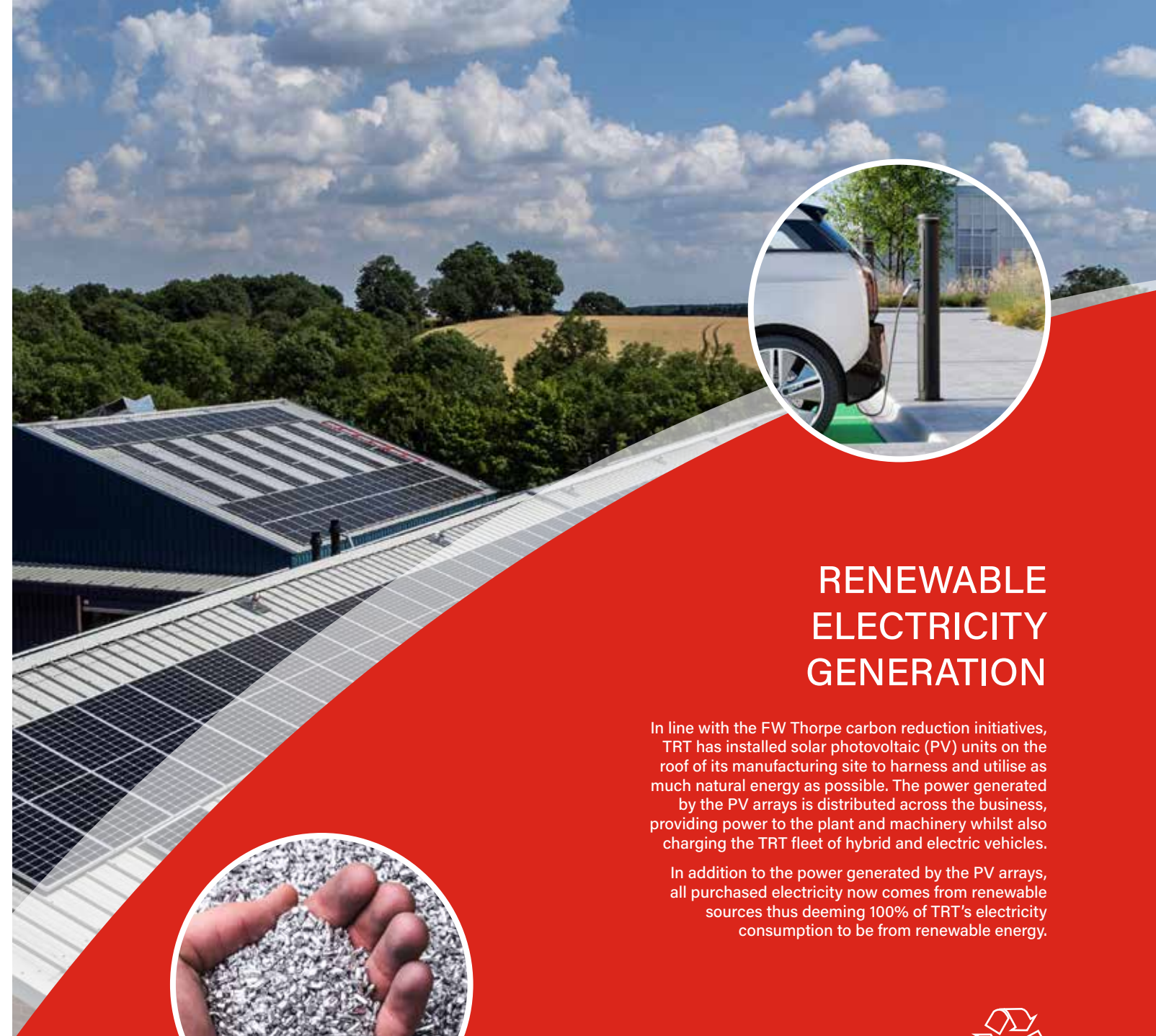
TRT Lighting manufactures its luminaires in Redditch, Worcestershire and is a proud member of the official Made in Britain campaign and its Green Growth programme.

## SUSTAINABILITY

The FW Thorpe Group of companies has been officially recognised as being carbon neutral, with systems of reduction, measurement and certified offsetting in place since 2012.

In 2009 FW Thorpe designed an ambitious carbon offsetting scheme. 179,412 trees have been planted on 215 acres in Wales sequestering over 44,385 tonnes of CO<sub>2</sub>e over a period of 100 years.

 **179,412**  
trees planted  
on 215 acres



## RENEWABLE ELECTRICITY GENERATION

In line with the FW Thorpe carbon reduction initiatives, TRT has installed solar photovoltaic (PV) units on the roof of its manufacturing site to harness and utilise as much natural energy as possible. The power generated by the PV arrays is distributed across the business, providing power to the plant and machinery whilst also charging the TRT fleet of hybrid and electric vehicles.

In addition to the power generated by the PV arrays, all purchased electricity now comes from renewable sources thus deeming 100% of TRT's electricity consumption to be from renewable energy.



## CIRCULARITY

The principles of circularity aim to eliminate waste by keeping as much of the original product material in use for as long as possible. All TRT products are designed with circularity in mind using recycled materials, the minimum number of components, longevity and reparability.

The bodies of the Via range are primarily constructed from 70% post consumer and processed scrap aluminium.

These bollards have been designed to achieve a long and reliable lifetime which is extended further by their simple serviceability. However once end of life is reached, they can easily be disassembled and recycled, minimising the impact on the environment.







TRT Lighting Ltd

Heming Point | Claybrook Drive | Washford Ind Est | Redditch | B98 0FH | United Kingdom

**t** +44 (0)1527 521162 **e** [info@trtlighting.co.uk](mailto:info@trtlighting.co.uk)

**[www.trtlighting.co.uk](http://www.trtlighting.co.uk)**