











X-Range Boost

-  **IP66** Ingress Protection
-  **IK09** Impact Resistance
-  **2.0-10.8kg** Weight
-  **LED** Light Source
-  **I** Driver Electrical Class
-  **II** Luminaire Electrical Class
-  **-20°C** Minimum Ambient
-  **35°C** Maximum Ambient

SPECIFICATION

- LED Colour Temperature 4000K
- Colour rendering index > 70
- Projected L90 after 100,000 hours
- Power Factor 0.95 at full load
- High Quality Extruded 6063T6 Aluminium Housing
- Light weight low profile luminaire
- Dedicated Optical Assemblies
- Rear or End Entry Connections for housing
- Dedicated Clamp Brackets
- Wide variety of optical distributions
- Total galvanic isolation from mounting structure
- Optional Surge Protection 10kV/10kA
- IP 68 in-line Connectors
- Remote or local Driver Enclosures
- Toughed Flat Glass Cover
- DALI/1-10V and Power Line Compatible
- Dim Level 10-100% (30-100% Power Line)
- LSF0H and Fire Resistant Cable Options

RANGE OVERVIEW

Type	System Power	Symmetric Optics	Point Source Optics	Counterbeam Optics	Cornice Optics	CCT	Lumen Output	CRI
XRA-B-1	69	✓	✓	✓	✓	4000k	Up to 9262lm	>70
XRA-B-2	138	✓	✓	✓	✓	4000k	Up to 18,524lm	>70
XRA-B-3	207	✓	✓	✓	✓	4000k	Up to 27,787lm	>70
XRA-B-4	276	✓	✓	✓	✓	4000k	Up to 37,049lm	>70
XRA-B-5	345	✓	✓	✓	✓	4000k	Up to 46,311lm	>70
XRA-B-6	414	✓	✓	✓	✓	4000k	Up to 55,573lm	>70



All information detailed within this datasheet is accurate at the date of issue. The information provided is subject to change at our discretion. If any questions arise or extra information is required, please contact TRT Lighting directly.



X-Range Boost

ELECTRICAL CHARACTERISTICS

Type	XRA-B-1	XRA-B-2	XRA-B-3	XRA-B-4	XRA-B-5	XRA-B-6
System Power	69	138	207	276	345	414
LED CCT	4000k					
LED CRI	>70					
Lumen Output	Up to 9262lm	Up to 18,524lm	Up to 27,787lm	Up to 37,049lm	Up to 46,311lm	Up to 55,573lm
Lumen Maintenance	Projected L90 after 100,000 hours					
Driver Current	700mA					
Driver Output	Constant current output with AM dimming					
Power Factor (Full Load/Half Load)	0.95/0.90	0.95/0.90	0.95/0.90	0.95/0.90	0.95/0.90	0.95/0.90
Operational Voltage	220-240VACrms					
Operating Frequency	50/60Hz					
Driver Quantity per Luminaire	1	1	1	1	2	2
Inrush Current (Apk/50%-uS)	43A/260uS	58A/340uS	80A/225uS	13A/1320uS	80A/225uS	80A/225uS
Running Current (max)	0.29A max	0.58A max	0.87A max	1.20A max	1.50A max	1.80A max
Surge Protection (COM/DIF)	10kV/6kV					
Additional Surge Protection (on request)	10kV/10kA					
Dimming Protocols	DALI/1-10V/Power Line					
Dim Level	10-100% (30-100% Power Line)					
Max. driver qty on MCB 16A Type C	17	11	13	11	13	13
Insulation Class	Class II (Luminaire) Class I (Driver Enclosure)					
Connections	Driver to luminaire LSFOH Silicone or Fire Proof Cable supplied with IP68 in-line connectors					

MECHANICAL CHARACTERISTICS

Housing Material	Extruded Aluminium 6063T6
Housing Finish	Silver Anodised AA25
Cover Material:	Toughened Flat Safety Glass
Lens Material	PMMA
Clamp Material	Stainless Steel 316
Clamp Insulator Material	Nylon 66
Clamp Finish	Nylon 11 Coated
Ingress Protection Rating	IP66
Weight (add 0.8kg for fixing kit)	2.0-10.8kg
Impact Resistance Rating	IK09

